



General information about company	
Scrip code	539098
Name of the company	Filtra Consultants and Engineers Limited
Class of Security	Equity Shares
Type of report	Capital Restructuring
Quarter Ended / Date of Report (For Prelisting / Allotment)	12-04-2016
Date of allotment / extinguishment (in case Capital Restructuring selected) / Listing Date	12-04-2016
Shareholding pattern filed under	Regulation 31 (1) (c)



Sr. No.	Particular	Yes/No
1	Whether the Listed Entity has issued any partly paid up shares?	No
2	Whether the Listed Entity has issued any Convertible Securities ?	No
3	Whether the Listed Entity has issued any Warrants ?	No
4	Whether the Listed Entity has any shares against which depository receipts are issued?	No
5	Whether the Listed Entity has any shares in locked-in?	Yes
6	Whether any shares held by promoters are pledge or otherwise encumbered?	No
7	Whether company has equity shares with differential voting rights?	No




Table I - Summary Statement holding of specified securities											
Category (I)	Category of shareholder (II)	Nos. Of shareholders (III)	No. of fully paid up equity shares held (IV)	No. Of Partly paid-up equity shares held (V)	No. Of shares underlying Depository Receipts (VI)	Total nos. shares held (VII) = (IV) + (V) + (VI)	Shareholding as a % of total no. of shares (calculated as per SCRR, 1957) (VIII) As a % of (A+B+C2)	Number of Voting Rights held in each class of securities (IX)			
								No of Voting (XIV) Rights			Total as a % of (A+B+C)
								Class eg: X	Class eg: y	Total	
(A)	Promoter & Promoter Group	3	4999960			4999960	72.97	4999960		4999960	72.97
(B)	Public	123	1852540			1852540	27.03	1852540		1852540	27.03
(C)	Non Promoter-Non Public										
(C1)	Shares underlying DRs										
(C2)	Shares held by Employee Trusts										
	Total	126	6852500			6852500		6852500		6852500	100






Table I - Summary Statement holding of specified securities

Category (I)	Category of shareholder (II)	No. Of Shares Underlying Outstanding convertible securities (X)	No. Of Warrants (Xi)	No. Of Shares Underlying Outstanding convertible securities and No. Of Warrants (Xi) (a)	Shareholding, as a % assuming full conversion of convertible securities (as a percentage of diluted share capital) (XI)= (VII)+(X) As a % of (A+B+C2)	Number of Locked in shares (XII)		Number of Shares pledged or otherwise encumbered (XIII)		Number of equity shares held in dematerialized form (XIV)
						No. (a)	As a % of total Shares held (b)	No. (a)	As a % of total Shares held (b)	
(A)	Promoter & Promoter Group				72.97	4999960	100			4999960
(B)	Public				27.03	40	0			1852540
(C)	Non Promoter-Non Public									
(C1)	Shares underlying DRs									
(C2)	Shares held by Employee Trusts									
	Total					5000000	72.97			6852500






Table II - Statement showing shareholding pattern of the Promoter and Promoter Group											
Sr.	Category & Name of the Shareholders (I)	Nos. Of shareholders (III)	No. of fully paid up equity shares held (IV)	No. Of Partly paid-up equity shares held (V)	No. Of shares underlying Depository Receipts (VI)	Total nos. shares held (VII) – (IV)+(V)+(VI)	Shareholding as a % of total no. of shares (calculated as per SCRR, 1957) (VIII) As a % of (A+B+C2)	Number of Voting Rights held in each class of securities (IX)			
								No of Voting (XIV) Rights			Total as a % of Total Voting rights
								Class eg: X	Class eg:y	Total	
A	Table II - Statement showing shareholding pattern of the Promoter and Promoter Group										
(1)	Indian										
(a)	Individuals/Hindu undivided Family	3	4999960			4999960	72.97	4999960		4999960	72.97
Sub-Total (A)(1)		3	4999960			4999960	72.97	4999960		4999960	72.97
(2)	Foreign										
Total Shareholding of Promoter and Promoter Group (A)= (A)(1)+(A)(2)		3	4999960			4999960	72.97	4999960		4999960	72.97
B	Table III - Statement showing shareholding pattern of the Public shareholder										
(1)	Institutions										
(3)	Non-institutions										
(a(i))	Individuals - i. Individual shareholders holding nominal share capital up to Rs. 2 lakhs.	113	1109915			1109915	16.2	1109915		1109915	16.2
(a(ii))	Individuals - ii. Individual shareholders holding nominal share capital in excess of Rs. 2 lakhs.	3	390000			390000	5.69	390000		390000	5.69
(e)	Any Other (specify)	7	352625			352625	5.15	352625		352625	5.15
Sub-Total (B)(3)		123	1852540			1852540	27.03	1852540		1852540	27.03
Total Public Shareholding (B)=(B)(1)+(B)(2)+(B)(3)		123	1852540			1852540	27.03	1852540		1852540	27.03
C	Table IV - Statement showing shareholding pattern of the Non Promoter- Non Public shareholder										
Total (A+B+C2)		126	6852500			6852500	100	6852500		6852500	100
Total (A+B+C)		126	6852500			6852500		6852500		6852500	100








Table II - Statement showing shareholding pattern of the Promoter and Promoter Group									
Sr.	No. Of Shares Underlying Outstanding convertible securities (X)	No. Of Warrants (Xi)	No. Of Shares Underlying Outstanding convertible securities and No. Of Warrants (Xi) (a)	Shareholding , as a % assuming full conversion of convertible securities (as a percentage of diluted share capital) (X1)= (VII)+(X) As a % of (A+B+C2)	Number of Locked in shares (XII)		Number of Shares pledged or otherwise encumbered (XIII)		Number of equity shares held in dematerialized form (XIV)
					No. (a)	As a % of total Shares held (b)	No. (a)	As a % of total Shares held (b)	
A	Table II - Statement showing shareholding pattern of the Promoter and Promoter Group								
(1)	Indian								
(a)				72.97	4999960	100			4999960
Sub-Total (A) (1)				72.97	4999960	100			4999960
(2)	Foreign								
Total Shareholding of Promoter and Promoter Group (A)= (A)(1)+(A)(2)				72.97	4999960	100			4999960
B	Table III - Statement showing shareholding pattern of the Public shareholder								
(1)	Institutions								
(3)	Non-institutions								
(a(i))				16.2	40	0			1109915
(a(ii))				5.69	0	0			390000
(e)				5.15	0	0			352625
Sub-Total (B) (3)				27.03	40	0			1852540
Total Public Shareholding (B)=(B)(1)+(B)(2)+(B)(3)				27.03	40	0			1852540
C	Table IV - Statement showing shareholding pattern of the Non Promoter- Non Public shareholder								
Total (A+B+C2)				100	5000000	72.97			6852500
Total (A+B-C)					5000000	72.97			6852500



Ultra Consultants & Engineers Ltd.

Individuals/Hindu undivided Family				
Serial No.	1	2	3	
Name of the Shareholders (I)	KETAN BHUPENDRA KHANT	ASHFAK HANIF MULLA	ANJALI KETAN KHANT	Click here to go back
PAN (II)	AAHPK5164A	AGJPM8124A	AGKPK6372K	Total
No. of fully paid up equity shares held (IV)	3750000	10	1249950	4999960
No. Of Partly paid-up equity shares held (V)				
No. Of shares underlying Depository Receipts (VI)				
Total nos. shares held (VII) = (IV) + (V) + (VI)	3750000	10	1249950	4999960
Shareholding as a % of total no. of shares (calculated as per SCRR, 1957) (VIII) As a % of (A+B+C2)	54.72	0	18.24	72.97
Number of Voting Rights held in each class of securities (IX)				
Class eg:X	3750000	10	1249950	4999960
Class eg:y				
Total	3750000	10	1249950	4999960
Total as a % of Total Voting rights	54.72	0	18.24	72.97
No. Of Shares Underlying Outstanding convertible securities (X)				
No. Of Warrants (Xi)				
No. Of Shares Underlying Outstanding convertible securities and No. Of Warrants (Xi) (a)				
Shareholding , as a % assuming full conversion of convertible securities (as a percentage of diluted share capital) (XI)= (VII)+(Xi)(a) As a % of (A+B+C2)	54.72	0	18.24	72.97
Number of Locked in shares (XII)				
No. (a)	3750000	10	1249950	4999960
As a % of total Shares held (b)	100	100	100	100
Number of Shares pledged or otherwise encumbered (XIII)				
No. (a)				
As a % of total Shares held (b)				



4/13/2016

Post Shareholding_12.4.2016.html

Number of equity shares held in dematerialized form (XIV)	3750000	10	1249950	4999960
---	---------	----	---------	---------



Individuals - ii. Individual shareholders holding nominal share capital in excess of Rs. 2 lakhs.				
Serial No.	1	2	3	
Name of the Shareholders (I)	VAISHALI JUTHANI	ANANTAKRISHNAN NARAYANAN	SUMIT BAJORIA	Click here to go back
PAN (II)	AABPP0355L	ABNPN9123F	ADOPB4047M	Total
No. of fully paid up equity shares held (IV)	120000	195000	75000	390000
No. Of Partly paid-up equity shares held (V)				
No. Of shares underlying Depository Receipts (VI)				
Total nos. shares held (VII) = (IV) + (V) + (VI)	120000	195000	75000	390000
Shareholding as a % of total no. of shares (calculated as per SCRR, 1957) (VIII) As a % of (A+B+C2)	1.75	2.85	1.09	5.69
Number of Voting Rights held in each class of securities (IX)				
Class eg: X	120000	195000	75000	390000
Class eg: y				
Total	120000	195000	75000	390000
Total as a % of Total Voting rights	1.75	2.85	1.09	5.69
No. Of Shares Underlying Outstanding convertible securities (X)				
No. Of Warrants (Xi)				
No. Of Shares Underlying Outstanding convertible securities and No. Of Warrants (Xi) (a)				
Shareholding, as a % assuming full conversion of convertible securities (as a percentage of diluted share capital) (XI) = (VII) + (X) As a % of (A+B+C2)	1.75	2.85	1.09	5.69
Number of Locked in shares (XII)				
No. (a)	0	0	0	0
As a % of total Shares held (b)	0	0	0	0
Number of equity shares held in dematerialized form (XIV)	120000	195000	75000	390000



Any Other (specify)			
Serial No.	1	2	
Category	Bodies Corporate	Bodies Corporate	
Category / More than 1 percentage	More than 1 percentage of shareholding	More than 1 percentage of shareholding	
Name of the Shareholders (I)	ECAP EQUITIES LIMITED	CHOICE EQUITY BROKING PRIVATE LIMITED	Click here to go back
PAN (II)	AABCE8997N	AADCC8390B	Total
No. of the Shareholders (I)			
No. of fully paid up equity shares held (IV)	97500	187500	285000
No. Of Partly paid-up equity shares held (V)			
No. Of shares underlying Depository Receipts (VI)			
Total nos. shares held (VII) = (IV)+ (V)+ (VI)	97500	187500	285000
Shareholding as a % of total no. of shares (calculated as per SCRR, 1957) (VIII) As a % of (A+B+C2)	1.42	2.74	4.16
Number of Voting Rights held in each class of securities (IX)			
Class eg: X	97500	187500	285000
Class eg: y			
Total	97500	187500	285000
Total as a % of Total Voting rights	1.42	2.74	4.16
No. Of Shares Underlying Outstanding convertible securities (X)			
No. Of Warrants (Xi)			
No. Of Shares Underlying Outstanding convertible securities and No. Of Warrants (Xi) (a)			
Shareholding , as a % assuming full conversion of convertible securities (as a percentage of diluted share capital) (XI)= (VII)+(X) As a % of (A+B+C2)	1.42	2.74	4.16
Number of Locked in shares (XII)			
No. (a)	0	0	0
As a % of total			

Shares held (b)	0	0	0
Number of equity shares held in dematerialized form (XIV)	97500	187500	285000

