

10/10/2018

SHP_PRE_06.10.2018..html

General information about company	
Scrip code	539098
NSE Symbol	
MSEI Symbol	
ISIN	INE541R01019
Name of the company	Filtra Consultants and Engineers Limited
Whether company is SME	Yes
Class of Security	Equity Shares
Type of report	Capital Restructuring
Quarter Ended / Half year ended/Date of Report (For Prelisting / Allotment)	06-10-2018
Date of allotment / extinguishment (in case Capital Restructuring selected) / Listing Date	06-10-2018
Shareholding pattern filed under	Regulation 31 (1) (c)

file:///C:/Users/ACER/Desktop/SHP_PRE_06.10.2018..html




1/17

Declaration					
Sr. No.	Particular	Yes/No	Promoter and Promoter Group	Public shareholder	Non Promoter-Non Public
1	Whether the Listed Entity has issued any partly paid up shares?	No	No	No	No
2	Whether the Listed Entity has issued any Convertible Securities ?	No	No	No	No
3	Whether the Listed Entity has issued any Warrants ?	No	No	No	No
4	Whether the Listed Entity has any shares against which depository receipts are issued?	No	No	No	No
5	Whether the Listed Entity has any shares in locked-in?	No	No	No	No
6	Whether any shares held by promoters are pledge or otherwise encumbered?	No	No		
7	Whether company has equity shares with differential voting rights?	No	No	No	No




Table I - Summary Statement holding of specified securities

Category (I)	Category of shareholder (II)	Nos. Of shareholders (III)	No. of fully paid up equity shares held (IV)	No. Of Partly paid-up equity shares held (V)	No. Of shares underlying Depository Receipts (VI)	Total nos. shares held (VII) = (IV)+ (V)+ (VI)	Shareholding as a % of total no. of shares (calculated as per SCRR, 1957) (VIII) As a % of (A+B+C2)	Number of Voting Rights held in each class of securities (IX)			
								No of Voting (XIV) Rights			Total as a % of (A+B+C)
								Class eg: X	Class eg: y	Total	
(A)	Promoter & Promoter Group	3	4999925			4999925	72.96	4999925		4999925	72.96
(B)	Public	132	1852575			1852575	27.04	1852575		1852575	27.04
(C)	Non Promoter-Non Public										
(C1)	Shares underlying DRs										
(C2)	Shares held by Employee Trusts										
	Total	135	6852500			6852500	100	6852500		6852500	100




Table I - Summary Statement holding of specified securities

Category (I)	Category of shareholder (II)	No. Of Shares Underlying Outstanding convertible securities (X)	No. of Shares Underlying Outstanding Warrants (Xi)	No. Of Shares Underlying Outstanding convertible securities and No. Of Warrants (Xi) (a)	Shareholding , as a % assuming full conversion of convertible securities (as a percentage of diluted share capital) (XI)= (VII)+(X) As a % of (A+B+C2)	Number of Locked in shares (XII)		Number of Shares pledged or otherwise encumbered (XIII)		Number of equity shares held in dematerialized form (XIV)
						No. (a)	As a % of total Shares held (b)	No. (a)	As a % of total Shares held (b)	
(A)	Promoter & Promoter Group				72.96					4999925
(B)	Public				27.04					1852575
(C)	Non Promoter-Non Public									
(C1)	Shares underlying DRs									
(C2)	Shares held by Employee Trusts									
	Total				100					6852500




Table II - Statement showing shareholding pattern of the Promoter and Promoter Group

Table II - Statement showing shareholding pattern of the Promoter and Promoter Group											
Sr.	Category & Name of the Shareholders (I)	Nos. Of shareholders (III)	No. of fully paid up equity shares held (IV)	No. Of Partly paid-up equity shares held (V)	No. Of shares underlying Depository Receipts (VI)	Total nos. shares held (VII) = (IV)+(V)+(VI)	Shareholding as a % of total no. of shares (calculated as per SCRR, 1957) (VIII) As a % of (A+B+C2)	Number of Voting Rights held in each class of securities (IX)			
								No of Voting (XIV) Rights			Total as a % of Total Voting rights
								Class eg: X	Class eg:y	Total	
A	Table II - Statement showing shareholding pattern of the Promoter and Promoter Group										
(1)	Indian										
(a)	Individuals/Hindu undivided Family	3	4999925			4999925	72.96	4999925		4999925	72.96
Sub-Total (A) (1)		3	4999925			4999925	72.96	4999925		4999925	72.96
(2)	Foreign										
Total Shareholding of Promoter and Promoter Group (A)= (A)(1)+(A) (2)		3	4999925			4999925	72.96	4999925		4999925	72.96
B	Table III - Statement showing shareholding pattern of the Public shareholder										
(1)	Institutions										
(3)	Non-institutions										
(a(i))	Individuals - i. Individual shareholders holding nominal share capital up to Rs. 2 lakhs.	107	877540			877540	12.81	877540		877540	12.81
(a(ii))	Individuals - ii. Individual	16	750000			750000	10.94	750000		750000	10.94




	shareholders holding nominal share capital in excess of Rs. 2 lakhs.										
(e)	Any Other (specify)	9	225035			225035	3.28	225035		225035	3.28
Sub-Total (B) (3)		132	1852575			1852575	27.04	1852575		1852575	27.04
Total Public Shareholding (B)=(B)(1)+(B)(2)+(B)(3)		132	1852575			1852575	27.04	1852575		1852575	27.04
C	Table IV - Statement showing shareholding pattern of the Non Promoter- Non Public shareholder										
Total (A+B+C2)		135	6852500			6852500	100	6852500		6852500	100
Total (A+B+C)		135	6852500			6852500	100	6852500		6852500	100

Table II - Statement showing shareholding pattern of the Promoter and Promoter Group									
Sr.	No. Of Shares Underlying Outstanding convertible securities (X)	No. of Shares Underlying Outstanding Warrants (Xi)	No. Of Shares Underlying Outstanding convertible securities and No. Of Warrants (Xi) (a)	Shareholding , as a % assuming full conversion of convertible securities (as a percentage of diluted share capital) (XI)= (VII)+(X) As a % of (A+B+C2)	Number of Locked in shares (XII)		Number of Shares pledged or otherwise encumbered (XIII)		Number of equity shares held in dematerialized form (XIV)
					No. (a)	As a % of total Shares held (b)	No. (a)	As a % of total Shares held (b)	
A	Table II - Statement showing shareholding pattern of the Promoter and Promoter Group								
(1)	Indian								
(a)				72.96					4999925
Sub-Total (A) (1)				72.96					4999925
(2)	Foreign								
Total Shareholding of Promoter and Promoter Group (A)= (A)(1)+(A)(2)				72.96					4999925
B	Table III - Statement showing shareholding pattern of the Public shareholder								
(1)	Institutions								
(3)	Non-institutions								
(a(i))				12.81					877540
(a(ii))				10.94					750000
(e)				3.28					225035






10/10/2018

SHP_PRE_06.10.2018..html

Sub-Total (B) (3)				27.04					1852575
Total Public Shareholding (B)=(B)(1)+ (B)(2)+(B)(3)				27.04					1852575
C	Table IV - Statement showing shareholding pattern of the Non Promoter- Non Public shareholder								
Total (A+B+C2)				100					6852500
Total (A+B+C)				100					6852500

file:///C:/Users/ACER/Desktop/SHP PRE 06.10.2018..html


10/10/2018

SHP_PRE_06.10.2018..html

convertible securities (X)				
No. of Shares Underlying Outstanding Warrants (Xi)				
No. Of Shares Underlying Outstanding convertible securities and No. Of Warrants (Xi) (a)				
Shareholding , as a % assuming full conversion of convertible securities (as a percentage of diluted share capital) (XI)= (VII)+(Xi)(a) As a % of (A+B+C2)	54.72	0	18.24	72.96
Number of Locked in shares (XII)				
No. (a)				
As a % of total Shares held (b)				
Number of Shares pledged or otherwise encumbered (XIII)				
No. (a)				
As a % of total Shares held (b)				
Number of equity shares held in dematerialized form (XIV)	3750000	10	1249915	4999925
Reason for not providing PAN				
Reason for not providing PAN				

file:///C:/Users/ACER/Desktop/SHP_PRE_06.10.2018..html

10/17




10/10/2018

SHP_PRE_06.10.2018..html

Shareholder type	Promoter	Promoter	Promoter	
------------------	----------	----------	----------	--

Individuals - ii. Individual shareholders holding nominal share capital in excess of Rs. 2 lakhs.				
Serial No.	1	2	3	
Name of the Shareholders (I)	ANANTAKRISHNAN NARAYANAN	SUMIT BAJORIA	VAISHALI JUTHANI	Click here to go back
PAN (II)	ABNPN9123F	ADOPB4047M	AABPP0355L	Total
No. of fully paid up equity shares held (IV)	195000	75000	120000	390000
No. Of Partly paid-up equity shares held (V)				
No. Of shares underlying Depository Receipts (VI)				
Total nos. shares held (VII) = (IV)+ (V)+ (VI)	195000	75000	120000	390000
Shareholding as a % of total no. of shares (calculated as per SCRR, 1957) (VIII) As a % of (A+B+C2)	2.85	1.09	1.75	5.69
Number of Voting Rights held in each class of securities (IX)				
Class eg: X	195000	75000	120000	390000
Class eg: y				
Total	195000	75000	120000	390000
Total as a % of Total Voting rights	2.85	1.09	1.75	5.69
No. Of Shares Underlying Outstanding				

10/10/2018

SHP_PRE_06.10.2018..html

convertible securities (X)				
No. of Shares Underlying Outstanding Warrants (Xi)				
No. Of Shares Underlying Outstanding convertible securities and No. Of Warrants (Xi) (a)				
Shareholding , as a % assuming full conversion of convertible securities (as a percentage of diluted share capital) (XI)= (VII)+(X) As a % of (A+B+C2)	2.85	1.09	1.75	5.69
Number of Locked in shares (XII)				
No. (a)				
As a % of total Shares held (b)				
Number of equity shares held in dematerialized form (XIV)	195000	75000	120000	390000
Reason for not providing PAN				
Reason for not providing PAN				



The image shows a handwritten signature in blue ink over a circular purple stamp. The stamp contains the text "FILTRA CONSULTANTS & ENGINEERS LTD." around a central star symbol.

Any Other (specify)				
Serial No.	1	2	3	
Category	Bodies Corporate	Clearing Members	Non-Resident Indian (NRI)	
Category / More than 1 percentage	More than 1 percentage of shareholding	Category	Category	
Name of the Shareholders (I)	THAR COMMODITIES PRIVATE LIMITED			Click here to go back
PAN (II)	AAECT3129N			Total
No. of the Shareholders (I)	1	4	1	5
No. of fully paid up equity shares held (IV)	75000	82535	7500	90035
No. Of Partly paid-up equity shares held (V)				
No. Of shares underlying Depository Receipts (VI)				
Total nos. shares held (VII) = (IV)+ (V)+ (VI)	75000	82535	7500	90035
Shareholding as a % of total no. of shares (calculated as per SCRR, 1957) (VIII) As a % of (A+B+C2)	1.09	1.2	0.11	1.31
Number of Voting Rights held in each class of securities (IX)				
Class eg: X	75000	82535	7500	90035
Class eg: y				







Total	75000	82535	7500	90035
Total as a % of Total Voting rights	1.09	1.2	0.11	1.31
No. Of Shares Underlying Outstanding convertible securities (X)				
No. of Shares Underlying Outstanding Warrants (Xi)				
No. Of Shares Underlying Outstanding convertible securities and No. Of Warrants (Xi) (a)				
Shareholding , as a % assuming full conversion of convertible securities (as a percentage of diluted share capital) (XI)= (VII)+(X) As a % of (A+B+C2)	1.09	1.2	0.11	1.31
Number of Locked in shares (XII)				
No. (a)				
As a % of total Shares held (b)				
Number of equity shares held in dematerialized form (XIV)	75000	82535	7500	90035
Reason for not providing PAN				




10/10/2018

SHP_PRE_06.10.2018..html

Reason for not providing PAN				
---------------------------------	--	--	--	--

10/10/2018

SHP_PRE_06.10.2018..html